

Panasonic
ideas for life

P2HD

AG-HVX200A series

Memory Card Camera-Recorder
(AG-HVX201/AG-HVX202/AG-HVX204)

A powerful 13x zoom lens with a wider, 30mm angle of view (35mm equivalent),
and a new progressive CCD greatly improves S/N ratio and lowers smear.



DVC PRO HD

LEICA Mini DV Digital Video Cassette
DICOMAR



Official Worldwide
Olympic Partner



Iditarod - Sled dog race in Alaska



The Winter Olympic Games in Torino, Italy



News gathering in Antarctica

The AG-HVX200A series — P2 HD Camcorder for a Wide Range of Video Productions.

Panasonic's handheld P2 HD camcorders are packed with advanced video technologies. The AG-HVX200 is widely praised as a revolutionary professional production tool for an array of applications, from filmmaking through broadcasting.

The P2 card's excellent mobility, reliability and instant playback ability were proven in demanding applications in the field, from the one-chance-to-capture-it pressure of the Olympic Games to the extreme weather of the Iditarod in Alaska. Features like the DVCPRO HD codec's high image quality, variable frame rate recording — the first ever in a handheld camcorder — and the HD/SD multi-format with built-in DV tape drive were appreciated by video creators everywhere. The original AG-HVX200 continues to provide new solutions to the production of movies, documentaries, short movie features, and more.

Now, the P2 handheld camera takes another step forward. The new AG-HVX200A series with its newly-developed CCD raises the signal to noise performance while enhancing the low-light performance of the camera as well. Coupled with a new 30mm wide-angle zoom lens, this new version of the HVX200 addresses even more applications and meets the needs of user with more critical needs.



Producing "Paths to Civilization" in China



Producing a documentary in Polynesia

Producing a movie in Japan



True High Definition

IMAGE QUALITY FOR THE PROFESSIONAL




Designed Leica Dicomar 13x Zoom Lens System for HD Applications

The Leica Dicomar® HD Lens

Developed specifically for HD recording, this lens system features a large 82-mm (diameter) filter along with 15 lens elements in 11 groups, including three aspherical lenses.

The Leica Dicomar lens incorporates Leica optical technology and know-how throughout. The use of low-dispersion glass reduces colour aberration and increases resolution, while a multi-coating process minimizes flare and ghosting. This results in sharp, crisp, beautifully rendered images with delicate nuances and exceptional shading.

*Leica and Dicomar are registered trademarks of Leica Microsystems IR GmbH.



Wider-Angle 13x Zoom Lens

The powerful 13x zoom lens, specially designed for HD recording, has a wide 30mm angle of view (35mm equivalent). The new lens, which is based on Panasonic's acclaimed wide-angle lens design, covers most shooting situations without requiring a wide-angle conversion lens. Its minimum object distance (MOD) of about 1.9 ft (0.6 meter) at the telephoto setting helps to maximize the handheld camcorder's inherent mobility.

The same cam-driven zoom ring that was so popular in previous models ensures accurate zooming.



Angle of view with the AG-HVX200 at the wide-angle setting (32.5 mm)



Angle of view with the AG-HVX200A series at the wide-angle setting (30.3 mm)


OIS (Optical Image Stabilizer)

Panasonic's advanced OIS (Optical Image Stabilizer) dramatically reduces the blurring caused by hand-held camera work. Optical processing with an automatic correction function helps assure consistently clear, sharp images.

New Progressive CCD and DSP Achieve Higher Sensitivity and Image Quality

New Progressive CCD Raises Sensitivity and Lowers Noise and Smear

The new 1/3-inch 16:9 progressive CCD on the AG-HVX200A series further raises image quality. It combines a significantly improved S/N ratio and better low light performance than previous models. Backed by a high-performance digital signal processor, the CCD brings higher quality to HD images to meet the demands of broadcasters and high-end video producers.



DSP with 14-bit A/D Conversion and 19-bit Processing

The AG-HVX200A series developed digital signal processor for 1080/60p video signals uses 14-bit A/D conversion and 19-bit inner processing to attain unprecedented accuracy. While the camera does not record 1080/60p, it is from this capture that all other signals are made.

The DSP performs a variety of adjustments, including eight types of gamma settings, for each of the R, G and B channels. It also converts the signals to HD or SD format. With a performance equivalent to the processors used in many higher-end HD cameras, this new DSP helps the AG-HVX200A series deliver beautiful images in all video formats.



High-Resolution Native Progressive 1080/60p Scan

Progressive to interlace conversion, cross conversion and down conversion all start with the 1080p/60 scan. That initial 1080p Native Progressive Scan offers the highest level of vertical resolution possible at this level of camera. Keep in mind that the camera does not record this signal but uses it as a basis for all capture. The result is an HD or SD recording with a level of image quality that electronically processed scans cannot match.

DVCPRO HD: The Image and Sound Quality Broadcasters Demand Supports Multi-Codec Recording

The Superb Images and Sound of DVCPRO HD Codec

Using the DVCPRO HD codec recording system, the AG-HVX200A series records HD video with outstanding image and audio quality onto a P2 card in file format. This codec, thanks to a low compression ratio at a video bit rate of 100 Mbps (1080/50i, 720/50p) and the easy-to-edit intraframe compression system, is suitable for recording fast-moving subjects with no motion artifacts other than motion blur. The 4:2:2 sampling rate minimizes jaggies at chroma edges and is advantageous in image compositing and motion tracking. Sound quality is excellent too, thanks to DVCPRO HD's uncompressed 16-bit, 4-channel digital audio recording capability.



DVCPRO HD in Turin Olympics

HD/SD Multi-Format Recording

The AG-HVX200A series can record onto a P2 card in 1080/25p^{*1}, 1080/50i or 576/50p HD, and it's compatible with the SD (576i) format currently used in television production. The multi-codec system allows you to record in DVCPRO HD, DVCPRO50, DVCPRO or DV^{*2} where ever you need to go based on your client needs.

^{*1}: In 1080/25p, Images are recorded in 50i by 2:2 pull-down.

^{*2}: The P2 card can be used for recording video in any codec. Mini DV tape can record video in the DV format. Both 16:9 and 4:3 aspect ratios are supported in SD, 16:9 only in HD.

Video format and codec supported by AG-HVX200A series

Recording Video Format ^{*1}	Codec	Media	Rec. Time ^{*2}
HD	1080/50i	P2 card	64 minutes
	1080/25p (over 50i)		
	720/50p		
	720/25p (over 50p)		
	720/25pN (Native) ^{*1}		
SD	576/50i	P2 card	128 minutes
	576/25p (over 50i)		
	576/50i	mini-DV Tape	63 minutes
	576/25p (over 50i)		
	576/25p (over 50i)		

^{*1}: In the Native mode, AG-HVX200A series record only active frames.

^{*2}: using two 32GB P2 cards. (half with a single card)
DV: using a AY-DVM63 mini-DV tape





A Semiconductor Memory that Reflects Today's Leading Digital Technologies

Super-Compact, Large Capacity and High Speed

P2, which stands for Professional Plug-in, is a compact solid-state memory card designed for professional AV use. Basically, four SD/SDHC Memory Cards are packaged together to create a single P2 card. This gives the P2 card four times the transfer speed and four times the write speed of a single SDHC card. Utilizing a precision die-casting for the body of the card, it becomes the most rugged and reliable memory device (class 6). A slim, large-capacity 32GB*1 P2 card (AJ-P2C032RG) can hold 32 minutes of DVCPRO HD codec recording yet weighs only about 45 grams. Compliant with PC Card standards (Type II), the P2 card plugs directly into the card slot of a laptop PC.*2 AV data on the card mounts instantly, with each cut as an MXF file. The data can be used immediately — no digitizing necessary — for nonlinear editing, or it can be transferred over a network. The P2 far surpasses all other AV media in transfer speed, too.

The P2 cards transfer data at up to 640 Mbps*3, which can greatly speed up production processes.

*1: Total card capacity includes space for data management such as system data; therefore, actual usable area is less than the capacity indicated on the card.
*2: The PC must be installed with the included P2 driver in order to mount P2 cards. For editing, the PC must be installed with P2-compatible editing software available from various companies. Read "Notes Regarding the Handling of P2 Files Using a PC" on the back page.
*3: This data transfer speed is a theoretical value. The actual data transfer speed varies according to operating conditions and other ancillary devices.

Reliable Performance, Repeatedly Reusable

P2 cards provide superb reliability in even the harsh environments. P2 cards withstand shock up to 1,500 G and vibration up to 15 G, operate in temperatures from -4 to 140°F (-20 to 60°C), and can be stored in temperatures from -40 to 176°F (-40 to 80°C). In durability too, the P2 card goes well beyond ordinary PC cards. Its connector portion, for example, is specially designed for professional use and has passed insertion/removal tests of more than 30,000 cycles. P2 cards also have a write protect switch that helps prevent accidental data deletion. Solid state memory has the unique advantage of being rewritable, over and over again, in part because it is a non-contact media and requires mechanical intervention. You can use the same P2 card again and again for years — slashing media costs and operational maintenance while also minimizing impact on the environment.

P2: The Next-Generation Media

Immediate Startup and Better Data Protection

When you press the Record Button in standby mode, the AG-HVX200A series instantly finds a blank area of the P2 card and begins recording. It can begin recording immediately even when you're using it to preview video. There is no need to power down and reboot the camera portion, you can go from playback to record in less than 2 seconds. There's no chance of accidentally overwriting a recording. Recordings will not be erased unless you intentionally delete a file or initialize the card.

Hot-Swap Recording and Other Functions that Add Versatility

•**Hot-swap recording:** Thanks to the AG-HVX200A series two card slots, you can hot-swap P2 cards and have continuous non-stop recording. With multiple cards you can record for hours without interruption. You could also use the P2 Gear, AG-HPG10, for off-loading the card to a USB or 1394 drive. Then, once off-loaded and verified, the card can then be formatted and made ready for recording.



•**Loop recording:** Using two P2 cards and setting the AG-HVX200A series for consecutive overwriting, you can repeatedly re-record during a particular recurring time slot, always maintaining a recording of the most recent period. Unlike video tape, P2 cards need no rewinding. They minimize wasted time and allow seamless, continuous recording. This makes them especially useful for unattended monitoring.

•**Pre-rec:** While in standby mode, you can continuously store, and subsequently record, up to 7 seconds in DVCPRO50/DVCPRO or 3 seconds in DVCPRO HD of video and audio. In effect, this lets you record footage of events that occur even before you press the rec start button, giving you a way to "go back" and capture moments you otherwise would have missed.

•**One-shot rec:** Convenient for producing animation, this mode records for a set time (from 1 frame to 1 second) each time you press the Start button.

•**Interval rec:** Recording one frame at a time at set intervals (from 2 frames to 10 min), this mode is useful for monitoring and special ultra-undercranking effects.

Clip Thumbnail/Data Function

The AG-HVX200A series records each cut as a clip (file) and automatically attaches a thumbnail image and file information to it. To preview a clip on the LCD monitor or to check clip data, simply choose the clip you want from the list of thumbnails.

Shot Marker Function

If desired, you can add a simple OK/NG shot marker to each clip either during or after recording. When a P2 card containing marked clips is inserted* in a PC, the PC will display with a M demarkation in the P2 viewer / P2 Content Management Software, P2CMS, which of the clips is the one with the Marker.

* This function requires P2 viewer or P2CMS software for Windows PC or MAC computers, which P2 users can download for free. Visit <https://www.pavc.panasonic.co.jp/pro-av/> and click "P2 Support and Download."

Connects Directly to PCs and Macs

In PC mode, the AG-HVX200A series connects directly via USB 2.0 to a PC running Windows. In IEEE 1394 Device mode, it connects directly to a Mac. This lets you use the AG-HVX200A series as a P2 card drive, providing easy access to recordings on the P2 card.

* The included P2 driver must be installed in the Windows PC or Mac computer. Read "Notes Regarding the Handling of P2 Files Using a PC" on the back page.

Added Versatility for Field Work

The battery-powered AJ-HPG10 portable recorder — or P2 Gear — gives the AG-HVX200A series the added versatility needed in the field. Equipped with two card slot and 3.5 inch LCD monitor, the P2 Gear allows quick viewing and copying P2 files, card-to-card. You can also use the P2 Gear for line, backup recording via IEEE 1394, or copying files to an external hard disk drive via USB or IEEE 1394.





Variable Frame Rates from 12 to 50 fps
Allows Cinematic Expression

Variable Frame Rate from 12 to 50 fps

Panasonic's VariCam – named for its ground-breaking variable frame rate capability – is widely used in the production of movies, TV programs and commercials. With the AG-HVX200A series, the variable frame rate function is also available in this compact camera.

In 720p mode, the frame rate can be set from the conventional 25p to any of 11 steps between 12p and 50p. Like the VariCam, the AG-HVX200A series allows the undercranking and overcranking used with film cameras to create fast-motion and slow-motion effects.



•Normal cinematic shooting is done at 25 fps, the same rate as in film cameras. The AG-HVX200A series can record in 1080/25p (over 50i) or 576/25p (over 50i) mode, as well as 720/24p mode. 25 fps is the standard frame rate used in production of TV commercials, music clips and video software. The AG-HVX200A series can also record in 1080/25p (over 50i) or 576/25p (over 50i) mode, as well as 720/25p mode.



•Higher-speed shooting at 27* to 50 fp produces slow-motion effects. This is especially effective for high-action scenes like car chases or crashes, or to create a dramatic impact in a scene.
*When the standard speed is 25 fps, anything over 27 fps will be overcranked.



•Lower-speed shooting at 12 to 23* fps lets you attain fast-motion effect. This technique can be combined with warp-speed effect, special emphasis to flowing water, fast-moving clouds.
*When the standard speed is 25 fps, anything under 23 fps will be undercranked.

Equipped with Native and
Over-50p Modes for Previewing Visual Effects

720p Native Mode

In the Native mode, the AG-HVX200A series records images at the frame rate set in the camera. For example in 25p mode it only records 25 frames instead of the normal 25 frames. When using this mode for undercrank or overcrank, only the frames dialed in are chosen.

Using the AG-HVX200A series to play back the recording at the normal rate, you can preview the speed effect right on the spot, without using a frame rate converter. Native mode also extends the recording time of a P2 card.

720p over 50p Mode

For example, in 25p mode it records 50 frames by applying a 2:2 pulldown. The recording time is the same as in 1080i or 720p mode, but the unit can output a DVCPRO HD stream from the IEEE 1394 connector as it records. This lets you produce a backup copy using a connected external Hard Disk recorder, such as the FOCUS FireStore FS-100.

•FOCUS and FireStore are registered trademarks of FOCUS Enhancements, Inc..

1080/576 25p Shooting Mode

The 1080 and 576 progressive recording systems convert recordings to 50i in 25p shooting mode. The 25p shooting mode uses 2:2 pulldown and performs 25p/50i conversion with minimum image degradation when recording data is uploaded via an IEEE 1394 interface to a compatible nonlinear editing system. This lets you maintain superior image quality throughout the production process.

Cine-Like Gamma Provides Warmer, Film-Like Colour Tones

Eight-Mode Gamma for Richer Gradation

Drawing on technologies developed for the VariCam, Panasonic has equipped the AG-HVX200A series with advanced gamma functions that address eight different shooting scenarios and enhances your creative abilities. Included are the Cine-Like Gamma, which gives recordings the characteristic warm tone of film recordings, and a News Gamma that's designed especially for news gathering.



VIDEO GAMMA



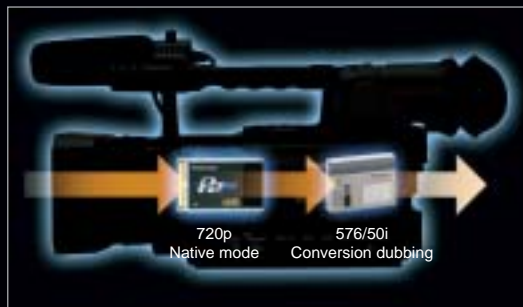
CINE-LIKE GAMMA

AG-HVX200A series Gamma Modes

NEWS:	Minimizes washout to faithfully capture all visual information especially in the highlights
HD NORM:	Suitable for HD recording
LOW:	Works to flatten out a high contrast scene
SD NORM:	Normal setting for SD (this was available in the DVX100 series)
HIGH:	Provides more contrast and colour gradation
B.PRESS:	Provides more contrast and blacks in low contrast scenes
CINE-LIKE-D:	The Cine-Like mode shifted to prioritize dynamic range
CINE-LIKE-V:	The Cine-Like mode shifted to prioritize contrast

Create Slow-/Fast-Motion Effects Using Mini DV Tape

In addition to its two P2 card slots, the AG-HVX200A series is equipped with a mini DV tape drive. This allows recording in 50i, 25p modes, just like AG-DVX100 series models. It also lets you down-convert an HD recording (1080i/720P) recorded on a P2 card and copy it to a mini DV tape. During the Dubbing process, frame-rate conversion is applied to the overcranked or undercranked HD footage recorded in the 720p native modes. This lets you create special speed effects during DV production – until now, a feat possible only with a complete VariCam system.





Manual Zoom, Focus, Iris and Gain Functions for the Professional

Scene File, User Buttons and Auto Functions for Quicker, Easier Shooting

Cam-Driven Manual Zoom

The cam-driven (mechanical) manual zoom ring provides the same fast, precise zooming as cameras with interchangeable lenses. You'll also enjoy the operating feel. When you turn the zoom ring, you experience the same kind of steady resistance as you feel with 35mm lenses. The AG-HVX200A series servo-driven zoom also allows slow zooming.

Manual Focus with Center Zoom

Enjoy quick, sharp focusing manually or automatically. In manual mode, the focus ring gives you the same kind of operating feel and responsive control as cameras with interchangeable lenses. An HD-compatible focus assist (Center Zoom) function enlarges the center part of the image, making it easier to get the more precise focus needed in HD production. In auto mode, you get quick focusing when shooting. When set to infinity, the focal distance is immediately prepared for the next manual focus. When in manual mode, pressing the Push Auto button temporarily activates auto focus.



Manual Aperture

The large aperture dial (direction setting possible) is designed for easy manual operation. You also can add backlight correction or spotlight correction to the auto aperture function.

Gain, ND Filter

Increases gain up to 18 dB. The selector has three positions: L is fixed at 0 dB; M and H can be set to 0, +3, +6, +9, or +12 dB. +18dB can also be quickly accessed by the use of the USER 1, 2 or 3 switch.

Two ND filters (1/8 ND, 1/64 ND) are built-in and easily accessible.

Slow, Synchro and High Speed Shutter

Used with the variable frame rate functions, this allows you to create a blurring effect or crystal clear stop motion sports action. The AG-HVX200A series also features a synchro scan function that's suitable for capturing screen shots from a computer monitor.

Scene File Dial

Set this dial for a set of shooting conditions, and later you can instantly retrieve the settings when needed. Six preset files are provided, and you can change any of the six file names and their settings as desired. You can transfer the settings to an SD Memory Card and load them into other cameras, making it easy to set up multiple cameras on a shoot.



Three User Buttons

The AG-HVX200A series has three user buttons, each of which can be assigned any one of 12 functions (rec check, spotlight, backlight, black fade, white fade, ATW, ATW lock, gain 18dB, focus ring, memo/index, slot sel, shot mark). The assigned functions can then be accessed at the touch of a button.

Auto/Manual Mode Selector

Just select the auto position to turn on Auto Aperture, Auto Gain, Auto Tracking White Balance, and Auto Focus — and you are immediately ready to shoot. You can also customize the auto mode by removing functions and setting the gain to any value desired.

White Balance with the Auto Tracking White Function

One press of the AWB button is all it takes to adjust the white balance and black balance. There are three white balance values to select from: one that's preset, and two (A, B) that you can set and save in memory. The auto tracking white balance (ATW) function can also be assigned to any of the three positions. The ATW mode supports fast, active shooting by adjusting the white balance in real-time as lighting conditions change.

XLR External Microphone Inputs and Manual Adjustment Capability Meets Professional Audio Needs

XLR Audio Inputs

In addition to the built-in stereo microphone, the AG-HVX200A series is equipped with two XLR audio input terminals with 48-V phantom power for professional use. Both input 1 and input 2 can be switched between line and mic levels. In DV mode, Audio is locked to the video signal unlike consumer DV Camcorders.



Audio Dials and Flexible Input Selection

The AG-HVX200A series has the same kind of level-adjustment dials as DVCPRO camcorders. This practical design incorporates professional operating features that have been refined over years of use on location.



A switch lets you select built-in mic, input 1, or input 2 for the audio input of both channel-1 and channel-2. Auto level control can be turned on or off.

Ergonomic Design Throughout – Including the Viewfinder, Monitor and Handgrip

Large Electronic Viewfinder

The large viewfinder makes it easy to view content, even with your eye at a slight distance, and it tilts upward 90 degrees for easy low-angle shots. The AG-HVX200A series also has a detail (PEAKING) function.

3.5" Colour LCD Monitor

The large, bright LCD monitor opens all the way to 120 degrees and swivels freely within a range of 270 degrees. This makes it easy to shoot from a variety of angles and view the image comfortably. In 16:9 wide-screen mode, the AG-HVX200A series can display images in letterbox format.

Trigger and Zoom Control on Upper Handle Grip

In addition to the lens grip, the upper part of the handle grip contains both the Rec Start/Stop button and a lens zoom control. This design assures easy shooting even at low angles or when using a tripod. The zoom speed can be set to any of three speed levels or off.



Magnesium Alloy Chassis

The AG-HVX200A series has the same magnesium alloy diecast chassis as our DVCPRO broadcast models. This ultra-tough, ruggedly built camcorder protects the precision parts within, giving the AG-HVX200A series outstanding reliability and durability. Built for professionals, the AG-HVX200A series stands up to the bumps and jolts that may occur in the field.

Support Functions for Greater Convenience

- **Mode check:** Displays a list of the camera settings on the viewfinder and monitor.
- **Zebra:** Select any two levels from among 50% to 105%, in 5% steps.
- **Tally lamps:** Provided on the unit's front and rear, and menu switchable.
- **Center Marker:** Provides an accurate numeric display of the brightness at screen center.
- **Remote:** Controls zoom, rec, focus and iris

Advanced Image Adjustments Built-In

- Matrix setting including "Cine-like" mode
- Adjustable V detail level, detail coring and skin detail
- Adjustable chroma phase, colour temp and master pedestal
- Knee point settings: Auto, Low, Mid and High



System Interfaces

THE ADAPTABILITY TO MEET NEEDS IN TODAY'S HD AND IT ERA

Compatible with Mac and Windows Nonlinear Editing

With its IEEE 1394 (4-pin) and USB 2.0 interfaces, the AG-HVX200A series connects directly to Mac and PC.*1

The **IEEE 1394** port supports SBP2 (Serial Bus Protocol 2) and allows direct connection to a Mac, making it easy to transfer P2 files for use with FinalCutPro nonlinear editing software. When you've recorded on mini DV tape, the AG-HVX200A series can stream to a conventional DV-compatible nonlinear editing system.

The **USB 2.0** interface lets you transfer P2 files to a Windows PC for use with a nonlinear editing system (Adobe, Avid, Grass Valley or Matrox products). These two interfaces provide you the best performance for Mac and Windows nonlinear editing systems.*2

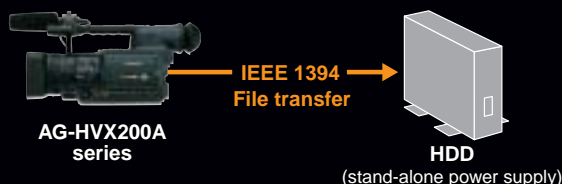
External Recording with IEEE 1394 Streaming

The IEEE 1394 interface can be used to control an external device synched with the camera's Start/Stop operation, making it easy to create backup recordings. For DVCPRO HD recording, compatible device is the AJ-HD1400. Also when used in combination with the Firestore Drive, the FS-100 or the P2 Gear, the AG-HPG10, the time for recording can be extended by virtue of the additional cards or the size of the HDD in the Firestore.



Transferring Files to an External HDD

The AG-HVX200A series offers a host function. Insert a P2 card in the card slot, and data can be transferred to an external Hard Disk Drive (AC Power Supply needed) via the IEEE 1394 port.



Analogue Component Signal Output

The AG-HVX200A series is equipped with analogue component signal (Y, Pb, Pr) terminals for outputting 1080i, 720p and 576i (each 50 Hz) camera video signals. This lets you preview recorded clips on an ordinary HD/SD TV monitor.

16:9 Squeeze and Letterbox Modes

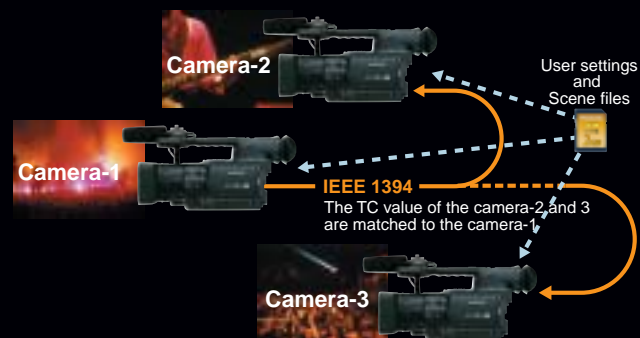
The AG-HVX200A series can record in SD with a 16:9 or 4:3 aspect ratio. When 16:9 is selected, the AG-HVX200A series can record in native 16:9 recording or can be switched to a letterboxed 4:3 image.

TC Set and User File Copy with Multi-Cameras

Connecting two AG-HVX200A series cameras with a IEEE 1394 cable allows the second camera to synchronize with the first camera which enables time-code-matched editing with multiple cameras. This cable does not need to stay connected. The built-in SMPTE time-code generator/reader lets you select the Drop Frame/Non-Drop Frame and Free Run/Rec Run modes, preset and regenerate*. User bits are also provided.

User files (with sets of camera settings) can be transferred to an SD Memory Card and shared with other cameras. This makes multiple camera set-ups fast and easy. Scene Files and Operational files are separated so that if only the "look" is desired that can be used vs, all of the camera's operational settings which would include everything from Viewfinder Display to Recording Format.

* Regenerate — available in tape mode.



Compatibility with Nonlinear Editing Systems

In developing DVCPRO and P2 products, Panasonic has been working in collaboration with a number of strategic P2 Partners. The results are products that offer maximum compatibility with existing hardware and software, including IT-based system platforms and nonlinear editors and network servers.

Adobe, Apple, Avid, Grass Valley, Matrox and MainConcept have announced support of the DVCPRO HD P2 file recorded by the AG-HVX200A series. Using nonlinear editing systems from these three leading companies, you can produce High Definition video from native DVCPRO HD files.*2



Adobe Premiere Pro CS3



Apple Final Cut Studio 2



Avid Liquid™ Pro
Avid Xpress Pro®
Avid NewsCutter® family
Avid Media Composer® family



EDIUS® Broadcast
EDIUS® HD/EDIUS® SD/EDIUS® SP
(with Broadcast Upgrade Option)

*Product name is subject to change in the future.



Matrox Axio HD/LE

*1: The PC must have the P2 Driver installed in order to mount the P2 Cards. For editing, the PC must have P2 Compatible editing software installed. Read "Notes Regarding the Handling of P2 Files Using a PC" on the back page.

* 2: For information on compatible nonlinear editing systems, visit <https://www.pavc.panasonic.co.jp/pro-av/> and click "Nonlinear Compatibility Information." For the operating requirements and other details of editing software, visit the website of the relevant software manufacturer.

Versatile Operating Style A TOOL TO SATISFY EVERY VIDEO PROFESSIONAL

Simple Solution

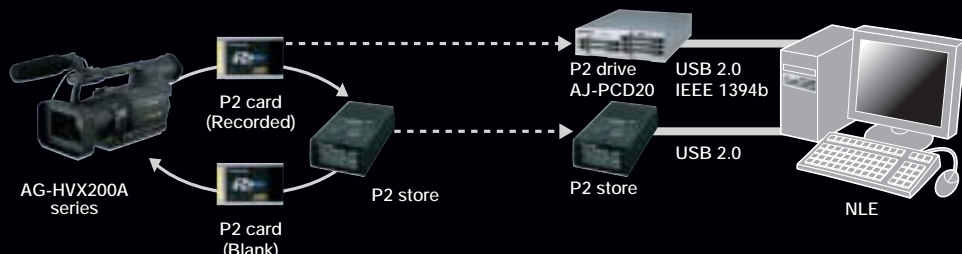
Using just an AG-HVX200A series and a laptop computer (PC or Mac) you can access each clip or transfer clips via USB 2.0 (PC) or IEEE 1394 (Mac) without a capturing process. By using the P2 gear AG-HPG10, you can also copy files between cards.



News Gathering

Out in the field, the P2 Store hard drive lets you use and re-use the same P2 cards repeatedly. Back in the editing room, connect the P2 Store (or a P2 drive) directly to a NLE system.

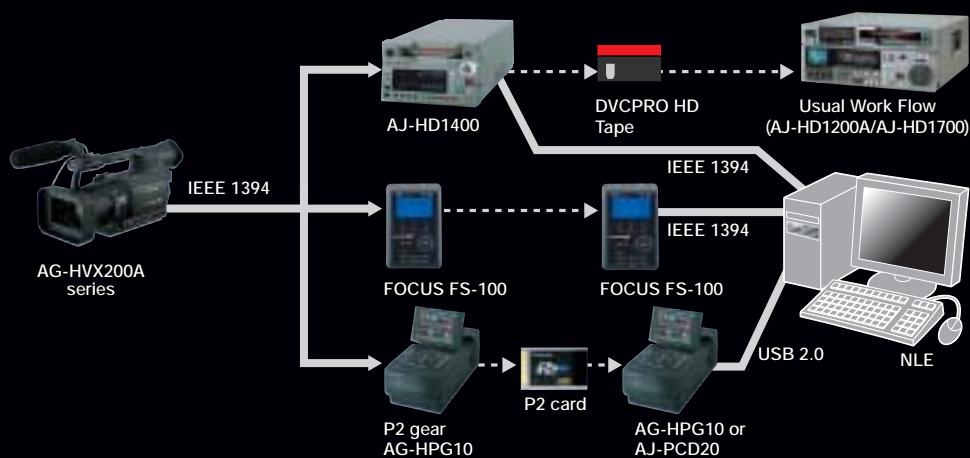
Mobile, reliable and easy to use, the AG-HVX200A series is a perfect solution for the new environment as it can get in places that bigger cameras may not be allowed.



HD TV Program Production

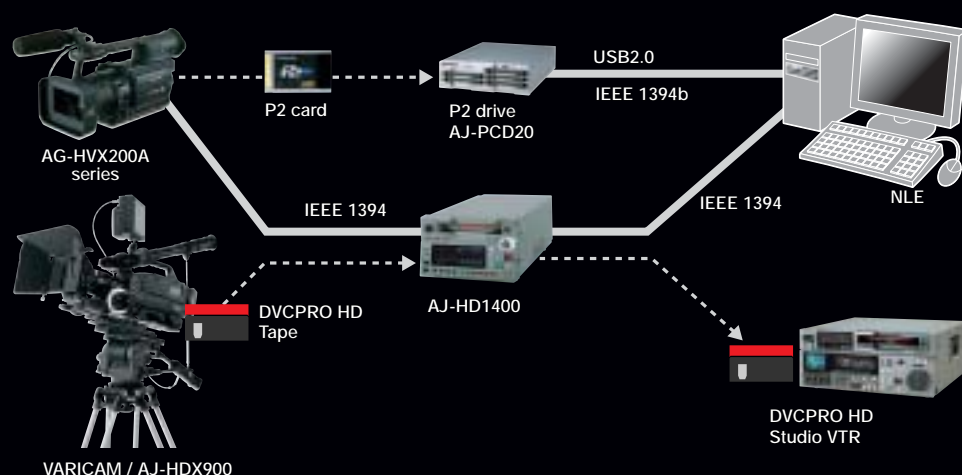
Program creation for HDTV can be made in the 1080i or the 720P format with the AG-HVX200A series.

Recordings can be output to a DVCPRO HD VTR via the IEEE 1394 interface and added to the existing HD production flow. When used with the Focus Enhancements Firestore, virtually any event can be recorded due to the extended recording time available. The P2 gear AG-HPG10 can be used as a backup recorder, or as a drive for uploading to or downloading from a nonlinear editor.



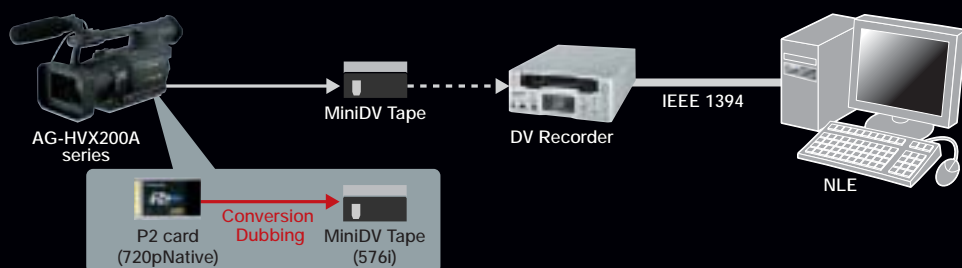
Film, Commercial and Video Production

Use the AG-HVX200A series as a main camera on an independent film shoot, or as a second camera on an VariCam or AJ-HDX900 HD production. Or it can be used in a high-end SD production with the AJ-SDX900. The HVX200A series records in all of these formats so that you can go where you need to go with the camera. Its size and flexibility make it the camera of choice for many applications; it is mobile, and maneuverable, ready for all kinds of specialty shots.



As a High-End DV Camera

The AG-HVX200A series can record in any of the 50i and 25p used by DVX100 series equipment. Further, thanks to the P2 card recording and down-conversion function, you can copy overcranked and undercranked HD recording in 720p native mode to mini DV tape. This allows you to offer fast-motion and slow-motion effects in DV productions that here-to-fore just could not be accomplished without a complete VariCam System.






Side view (with LCD monitor open)



Side view (with terminal cover removed)



Rear view



Top controls
(including playback and thumbnail functions)

Specifications

GENERAL

Supply Voltage:	DC7.2V / 7.9V
Power Consumption:	11.6W (when viewfinder is used), 12.0W (when LCD monitor is used) MAX 14W
Operating Temperature:	0°C to +40°C
Operating Humidity:	10% to 85% (no condensation)
Weight:	Approx. 2.5kg excluding battery and accessories
Dimensions (WxHxD):	168.5 x 180 x 390 mm

CAMERA

Pick-up Device:	3CCD (1/3-inch interline transfer type and progressive modes supported)
Lens:	LEICA DICOMAR lens with optical image stabilizer, motorized/manual mode switching, 13 x zoom, F1.6 to F 2.8 (f= 4.2mm to 55mm) (35mm equivalent: 30.3mm to 394mm)

Optical Colour Separation: Prism system

ND Filter: 1/8, 1/64

Gain Selection:	50i/50p mode: 0/+3/+6/+9/+12/+18 dB (when using slow shutter, 0 dB fixed) 25p/25pN mode: 0/+3/+6/+9/+12 dB (when using slow shutter or VFR rate of less than 25p: 0 dB fixed)
-----------------	--

Frame Rate:	variable 12/18/20/23/25/27/30/32/37/48/50 fps (frame/sec)
Shutter Speed:	50i/50p mode: 1/50 (OFF), 1/60, 1/120, 1/250, 1/500, 1/1000, 1/2000 sec. (Preset) 25p/25pN mode: 1/25, 1/50 (OFF), 1/60, 1/120, 1/250, 1/500, 1/1000 sec.
Shutter Speed:	50i, 50p mode: 1/50.0 sec. to 1/248.9 sec. 25p, 25pN mode: 1/25.0 sec. to 1/248.9 sec.
Aperture Angle:	10° to 350° (Shutter Angle is selectable under Film Cam Mode.)
Slow Shutter Speed:	50i/50p mode: 1/25, 1/12 25p, 25pN mode: 1/12 sec.

Minimum Luminance: 3 lx (F1.6, +12 dB gain, at 1/25 shutter)

Lens Hood: Large lens hood with wide view angle

Filter Diameter: 82mm

Video P2 General (DVCPRO HD, 1080i/720p)

Sampling Frequency:	Y: 74.25 MHz, Pb/Pr: 37.125 MHz
Quantizing:	8 bits
Compression:	Compression ratio 1/6.7, DCT + variable length code
Recording Bit Rate:	100Mbps

Audio P2 General (DVCPRO HD, 1080i/720p)

Sampling Frequency:	48 kHz / Quantizing 16 bits / 4ch
Frequency Characteristics:	20 Hz to 20kHz

Memory Card

Recording Format:*1	DVCPRO HD 1080/50i, 1080/25p over 50i 720/50p, 720/25p over 50p, 720/25pN (Native Record) DVCPRO 50/DVCPRO/DV 576/50i, 576/25p over 50i
---------------------	---

Audio Recording Format:	PCM digital recording 48 kHz / 16 bits 4ch (DVCPRO HD/DVCPRO 50), 2ch/4ch selectable (DVCPRO/DV)
-------------------------	--

Recording Time**:	32 minutes with one AJ-P2C032RG (DVCPRO HD, 1080/50i) (Approx.) 64 minutes with one AJ-P2C032RG (DVCPRO HD, 720/25pN)
-------------------	--

VTR part General

Recording Format:	Digital Video SD
Tape Format:	Mini DV cassette (6.35mm width metal evaporated tape)
Recording Video Signals:	576/50i (PAL Digital Video, Standard Definition), 576/25p mode (all convert to 576/50i and record)
Frame Rate:	50i, 25p
Recording Audio Signals:	PCM digital recording, 16 bits: 48kHz/2ch or 12 bits: 32kHz/4ch
Wow & Flutter:	Below measurable limits
Recording Tracks:	Digital video / audio signals: helical track Time code: helical track (sub-code area)
Tape Speed:	SP mode: 18.831mm/sec, LP mode: 12.568mm/sec
Recording Time:	SP mode: 63 min. (When using AY-DVM63MQ)
FF/Rew Time:	Approx. 140 sec. (when AY-DVM63MQ is used)

VIDEO connectors

Video Out:	Analogue component, Y: 1.0Vp-p, 75Ω, Pb/Pr: 0.7Vp-p, 75Ω
Video In/Out:	Pin Jack x 1, Analogue composite, 1.0Vp-p, 75Ω (In/out automatically switched, Input DV tape mode only)
S-video In/Out:	4-pin, Y/C: 1.0Vp-p, 75Ω, C: 0.3Vp-p, 75Ω (In/out automatically switched, Input DV tape mode only)
Component Analogue Out:	D-Connector for HD Images

AUDIO connectors

XLR In:	XLR (3 pin) x 2 (Input 1/ Input 2), Input: High impedance Line: 0dBu, MIC: -50/-60 dBu (selectable in menu)
Line In/Out:	Pin Jack x 2 (Input 1/ Input 2), (automatically switched), In: High impedance 316mV, Out: 600Ω, 316mV
Internal Microphone:	Stereo Microphone
Phones:	Stereo Mini jack (3.5mm diameter)
Internal Speaker:	28mm round shape x 1

OTHER connectors

IEEE 1394:	4-pin Digital input/output, based on IEEE 1394 standard
USB:	Type mini B connector (USB ver.2.0)
Camera Remote:	Zoom, Rec (Start/Stop) Super Mini jack (2.5mm diameter) Focus Iris, Mini jack (3.5mm diameter)
DC Input:	2P x 1, 7.9V

Monitor, AC Adapter, and Other packages

LCD Monitor:	3.5 inches, LCD colour Monitor, 210,000 pixels
Viewfinder:	0.44 inches, LCD colour Viewfinder, 235,000 pixels
AC Adapter:	Weight: 160g, Dimensions: 70 (W) x 44.5 (H) x 116 (D)mm
Supplied Accessories:	AC adapter/charger, AC Cord, DC Cord, Battery (5400mAh), Wireless remote controller (Button-type battery), Microphone holder, Eye cup, Shoulder strap, Ferrite core, Component Video cable, Pin-BNC conversion plug, P2 card software driver install (CD-ROM.)

*1: For the precise recording rate, multiply the indicated value by 1/1.001.

*2: Time shown above is when you record a series of 1 shot to P2 card.

Depending on numbers of shots you record, time will get shorter than the number shown above.

Optional Accessories



AG-MC200G XLR microphone
•Sensitivity: -40 ±3.5 dB (0 dB=1V/Pa, 1KHz)
•Maximum input level: 127 dB (1000Hz, Distortion within 1%) •S/N: More than 69 dB



CGA-D54S Battery Pack (5.4 Ah)



Century Conversion Lens


- .6X Wide Angle Adapter
0HD-06WA-HX2
- .75X Wide Angle Converter
0HD-75CV-HVX
- 1.6X Tele-Converter
0HD-16TC-HVX
- Fisheye Adapter
0HD-FESU-HVX

Precautions for Use

- Mounting a wide conversion lens or fisheye adaptor may disable focusing at the telescopic setting (zoom position Z = approx. 80 or more).
- When the tele-converter is mounted, vignetting can occur at the wide setting (zoom position Z = approx. 65 or lower).
- When a conversion lens is mounted, the total weight can increase by as much as 1.5 times, which causes increased stress on the handle section. To prevent this, use a tripod and make sure that the handle section is not subjected to extra weight.



AG-B25
AC adapter kit



AJ-PCD20
P2 Memory Card drive



AJ-PCS060G
P2 "Store" portable hard disk unit



AJ-HPG10
P2 "Gear" memory card portable recorder



AJ-P2C016RG / AJ-P2C032RG
R-series memory card



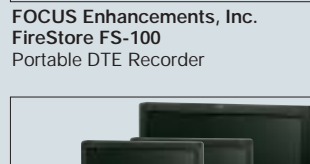
AY-DVM63PQ
Professional Series Tape




AY-DVM63AMQ
Advanced Master Quality Series Tape

*Please do not use 80 minutes miniDV cassette tapes

AY-DVMCL
Cleaning tape



FOCUS Enhancements, Inc.
FireStore FS-100
Portable DTE Recorder



SD/SDHC memory card



BT-LH2600W
26" HD/SD LCD monitor
BT-LH1760
17" HD/SD LCD monitor
BT-LH1700W
17" HD/SD LCD monitor
BT-LH900A
8.4" HD/SD LCD monitor
BT-LH80W
7.9" HD/SD LCD monitor

P2HD UTILITY SOFTWARE

You can download the following P2 Utility Software at panasonic web site.
<<https://www.panasonic.co.jp/pro-av/support/desk/e/download.htm>>

Utility Software:

- P2 Store Manager
- Drive Mount Converter
- P2 Viewer
- P2 Contents Management Software
- P2 Card Format Station
- CAC File for P2 Camera-Recorder



P2 — BRINGING GREATER SPEED AND CREATIVITY TO THE CONTENT CREATORS

P2 Asset Support System (PASS)

This model can be registered to P2 Asset Support System (PASS) that is an exclusive support program for P2HD owners.

Benefits of registration to P2 Asset Support System (PASS)

- You can receive useful information on P2 and AVCHD.
- PASS helps you to manage your equipment with P2HD products together. You will see more benefits as a PASS member once you log in.



Please access the registration website. No registration fee. No annual fee. Register Now!

5 year warranty program is **NOT** applied to this model. Please read and agree with terms and conditions upon registration

http://panasonic.biz/sav/pass_e

Please refer to the latest Non-linear Compatibility Information, P2 Support and Download and Service Information, etc. at panasonic web site.



<https://www.pavc.panasonic.co.jp/pro-av/index.html>

Notes Regarding the Handling of P2 Files Using a PC

Mounting and Transferring Files

The PC must be installed with the included P2 driver in order to recognize, copy and transfer P2 files. This driver is also necessary when using the PC card slot and when handling P2 files stored on a hard-disk device, such as P2 store. The included P2 driver is compatible with Windows Vista, Windows XP, Windows 2000 and Mac OS X. For other operating requirements, refer to the P2 installation manual. The P2 driver and the P2 installation manual can be downloaded free from a Panasonic website. Visit <https://www.pavc.panasonic.co.jp/pro-av/> and click "P2 Support and Download."

Preview and Nonlinear Editing

The PC must be installed with the P2 Viewer software for Windows PC, P2 CMS, or P2-compatible editing software available from Adobe, Apple, Avid, Grass Valley, or Matrox in order to preview P2 files. Note that the specified operating requirements must be met to operate these applications. For playing and editing HD video clips, the PC or Mac must meet additional operating requirements.

For software download or other information, visit <https://www.pavc.panasonic.co.jp/pro-av/> and click "P2 Support and Download" or "Nonlinear Compatibility Information."

For the operating requirements of other editing software, visit the website of the relevant software manufacturer.

•DV Logo is a trademark. •Leica and Dicomar are registered trademarks of Leica Microsystems IR GmbH. •FOCUS and FireStore are registered trademarks of FOCUS Enhancements, Inc.. •Adobe, the Adobe logo, Adobe Creative Suite and Adobe Premiere are either trademarks or registered trademarks of Adobe Systems Incorporated. •Apple, Macintosh, Mac OS, Quick Time and Final Cut Studio are trademarks of Apple, Inc., registered in the U.S. and other countries. •Avid Xpress, Media Composer, and NewsCutter are trademarks registered in the United States of Avid Technology, Inc. or its subsidiaries. •EDIUS is registered trademarks of Grass Valley, Inc. •MainConcept is a registered trademark of MainConcept AG. •Matrox is a registered trademark of Matrox Electronic Systems Ltd. •Microsoft, Windows, Windows Vista, Windows Server and Direct X are registered trademarks of Microsoft corporation.



Matsushita Electric Industrial Co., Ltd.
Systems Business Group
2-15 Matsuba-cho, Kadoma, Osaka 571-8503
Japan
Phone +81 6 6905 4650 Fax +81 6 6908 5969
<https://www.pavc.panasonic.co.jp/pro-av/>

[Countries and Regions]

Argentina	+54 1 308 1610
Australia	+61 2 9986 7400
Bahrain	+973 252292
Belgium	+32 (0)2 481 04 57
Bulgaria	+359 2 946 0786
China	+86 10 6515 8828
(Hong Kong	+852 2313 0888)
Czech Republic	+420 236 032 552/511
Denmark	+45 43 20 08 57
Egypt	+20 2 2 3938151
Finland, Latvia, Lithuania, Estonia	+358 (9)521 52 53
France	+33 (0)1 55 93 66 67
Germany, Austria	+49 (0)611 235 401
Greece	+30 210 96 92 300
Hungary	+36 (1)382 60 60
India	+91 11 2437 9362
Indonesia	+62 21 385 9449
Iran	+98 21 2271463
Italy	+39 02 6788 367
Kazakhstan	+7 3272 504 777

Malaysia	+60 3 5549 5422 (PSE)
	+60 3 5546 7000 (PM)
Montenegro, Serbia	+41 (0)26 466 25 20
Netherlands	+31 73 64 02 577
New Zealand	+64 9 272 0100
Norway	+47 67 91 78 00
Pakistan	+92 5370320 21
Philippines	+63 2 633 6162
Poland	+48 (22)338 1100
Portugal	+351 21 425 77 04
Romania	+40 21 211 4855
Russia & CIS	+7495 9804206
Singapore	+65 6270 0110
Slovak Republic	+421 (0)2 52 92 14 23
Slovenia, Croatia, Bosnia, Macedonia	+44 (0)20 76 63 36 57
South Africa	+27 11 313 1400
Spain	+34 (93) 425 93 00
Sweden	+46 (8) 680 26 41
Switzerland	+41 (0)41 259 96 32
Thailand	+66 2 731 8888

Turkey	+90 216 578 3700
U.A.E. (for All Middle East)	+971 4 282201
Ukraine	+380 44 4903437
	+380 44 4903438
	[ext. 112]
U.K	+44 (0) 1344 70 69 20
Vietnam	+65 6323 3228



Factories of Systems Business Group have received ISO14001:2004-the Environmental Management System certification. (Except for 3rd party's peripherals.)



SP-HVX200AE1

30K803ZM-1 Printed in Japan